

# Engaging Members with Free Partner Access

Family History Consultant Webinar



THE CHURCH OF  
JESUS CHRIST  
OF LATTER-DAY SAINTS





## Overcoming Family History Roadblocks

“As you pursue family history work, you are going to find yourself running into roadblocks, and you are going to say to yourself, ‘There is nothing else I can do.’ When you come to that point, get down on your knees and ask the Lord to open the way, and He will open the way for you. I testify that this is true.”

Thomas S. Monson, “Hastening the Work,” *Ensign*, June 2014, 4–5



## Benefits of Partner Access

<p>Collaboration</p> 	<p>Records</p> 	<p>Private Trees</p> 	<p>FamilySearch Integration</p> 
--	--	---	---

### Added Benefits to Help Overcome Roadblocks

#### Ancestry.com

- Many record collections that aren't online anywhere else
  - US and UK city directories
  - Digitized books, such as local histories
  - Canada and Mexico border crossings
  - 1921 Canadian census
  - NY passenger lists
  - Obituaries
  - State censuses
  - US school yearbooks
- Matching between your tree and original records on the site (shaky leaf)
- Available in French, German, Italian, and Swedish
- Collaboration tools
- Already integrated with FamilySearch Family Tree

#### findmypast

- Excellent source of records for British ancestry
- Many record collections that aren't online anywhere else
  - British censuses and army records
  - Welsh records
  - Parish registers
  - Passenger lists of people leaving the UK
  - Workhouse records
  - Apprenticeship records
- Largest online collection of Irish records (petty session, landed estates, and court records)
- Home of the PERiodical Source Index (PERSI, which contains thousands of local publications from across the world)
- Integration with FamilySearch Family Tree planned for by the end of 2014

#### MyHeritage

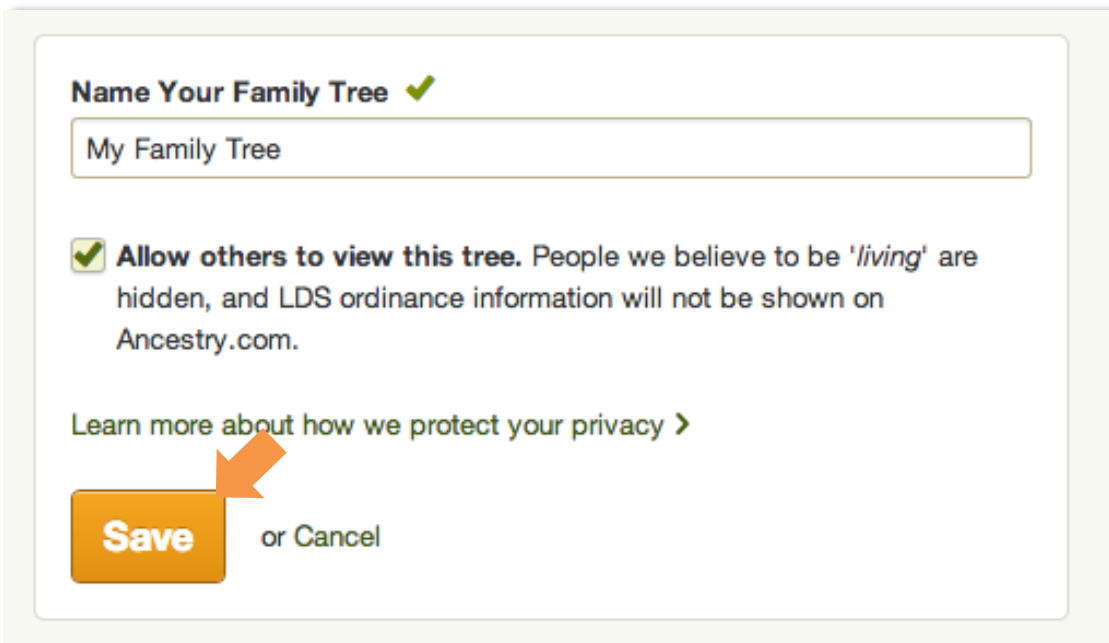
- Excellent record searching and matching technologies
- Many reports and tools to analyze your tree
- Available in 40 languages
- Collaboration tools
- Integration with FamilySearch Family Tree planned for sometime in 2015

## Using Ancestry.com to View Ordinance Status

1. Sign in to Ancestry.com. Select **Family Trees**, and then choose **Import tree from FamilySearch**.



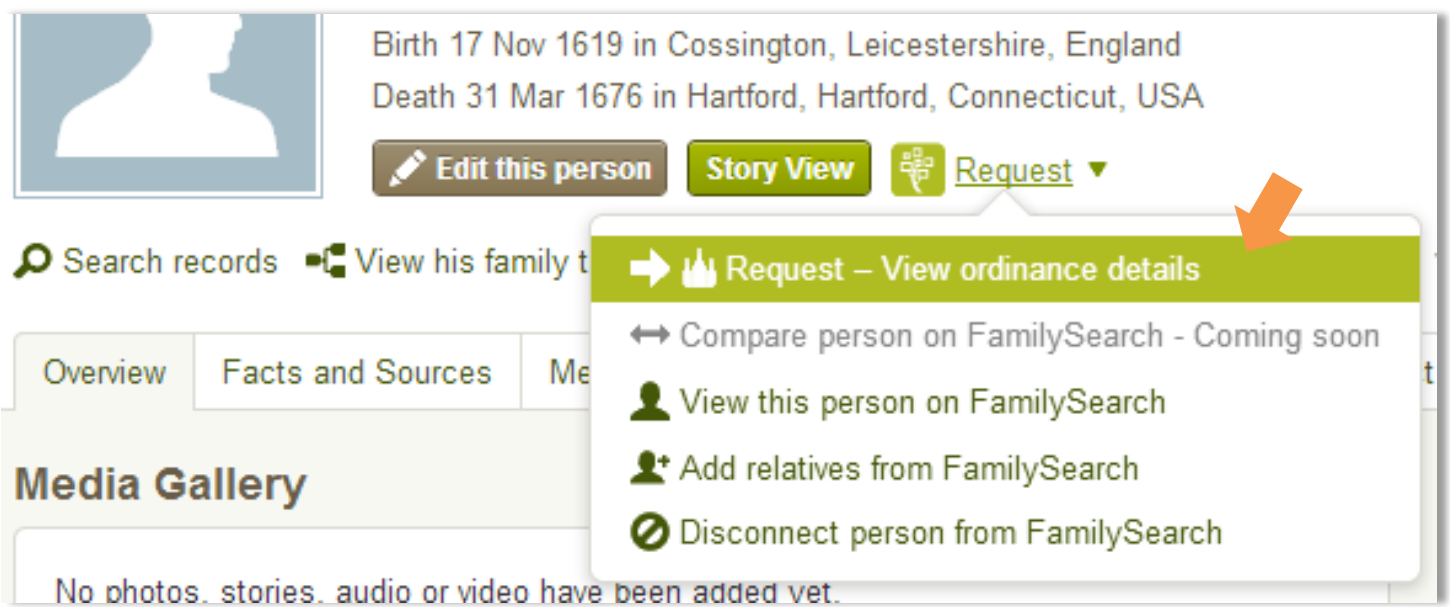
2. Name your family tree, select whether or not you want to allow others to view it, and then click **Save**. This imports the first four generations of your family tree.



3. From the family tree, hover the cursor over a person icon, and click **View profile**.



4. The ordinance status will appear on the person's profile page. Click the status to view additional options to connect with FamilySearch. Click **Request—View ordinance details** to be redirected to the person's Ordinances tab on FamilySearch. From there you can reserve ordinances as usual.



## Rollout Schedule

When will I have access?	
Family history consultants and family history centers	Should have already received an invitation.
Current FamilySearch users	Will receive an invitation within the next three months.
General Church membership	Will be notified when open access is available.