


Heads of Households Only

- Analysis of Pre-1850 Federal Census

• **Angela McComas**
• Copyright 2006



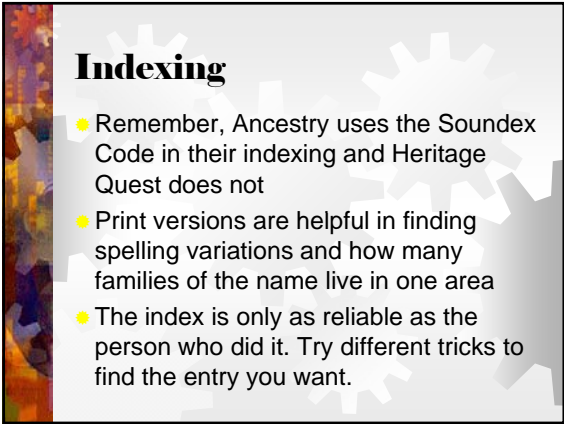
Federal Census—The 411

- Why? Taxes and seats in the House
 - 1797 to pay for Revolutionary War
 - 120 years later for Income Tax
- Publicly displayed: churches, schools, saloons
- Federal Marshals, Territorial Governors
- Many copies lost
 - Clerks of Federal Dist Courts keep original, copy sent to Washington
 - 1830 Congress called for all originals



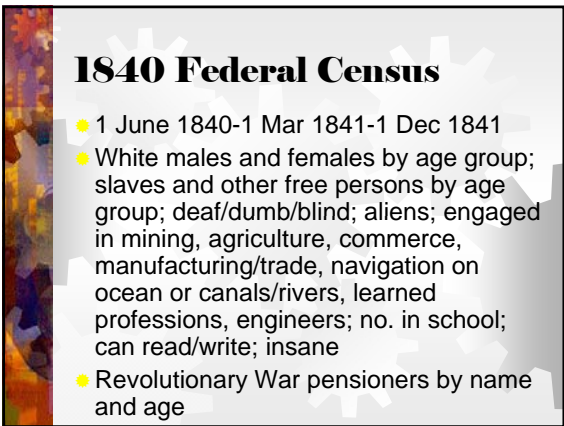
Get Organized

- Family Unit Charts and Ancestor Charts
- Spelling variations and Soundex Codes
 - McComas McCommis M252
 - McCormis M265
 - Commis C520
- Census blanks and Comparison Worksheets
- Magnifying glass, colored film, pen, etc.



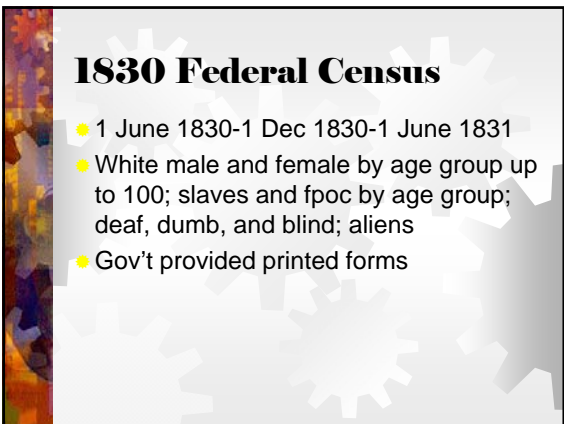
Indexing

- Remember, Ancestry uses the Soundex Code in their indexing and Heritage Quest does not
- Print versions are helpful in finding spelling variations and how many families of the name live in one area
- The index is only as reliable as the person who did it. Try different tricks to find the entry you want.




1840 Federal Census

- 1 June 1840-1 Mar 1841-1 Dec 1841
- White males and females by age group; slaves and other free persons by age group; deaf/dumb/blind; aliens; engaged in mining, agriculture, commerce, manufacturing/trade, navigation on ocean or canals/rivers, learned professions, engineers; no. in school; can read/write; insane
- Revolutionary War pensioners by name and age




1830 Federal Census

- 1 June 1830-1 Dec 1830-1 June 1831
- White male and female by age group up to 100; slaves and fpoc by age group; deaf, dumb, and blind; aliens
- Gov't provided printed forms




1820 Federal Census

- 7 Aug 1820-1 Feb 1821-1 Sept 1821
- White males and females by age group; other free persons; slaves
- Special column-free white males 16-18 Don't count them twice!
- Special columns-No. persons not naturalized; engaged in agriculture, commercial, or manufacture
- Manufacturing schedules available



1810 Federal Census

- 6 Aug 1810, nine months
- White males and females by age group; other free colored persons; slaves
- Identify spelling variations, neighbors, slave holders
- Manufacturing schedules available for some areas



1800 Federal Census

- 4 Aug 1800, nine months to complete
- White males and females by age groups up to 45; other free persons; slaves
- Free persons of color (fpoc) listed by head of household
- Some records recopied in alphabetical order, can't identify neighbors
- Identify slave owners

1790 Federal Census

- 2 August 1790-1 May 1791-5 Feb 1792
- Determine industrial & military abilities
- DE, GA, KY, NJ, TN, VA burned 1812
- VA reconstructed from tax lists
- White males over 16; white males under 16; white females; slaves; other persons
- Identify neighbors, slave owners
- Doesn't include "Indians not taxed"

Manufacturing Schedules

- 1810 In some states, some or all of the following were counted:
 - Gristmills, cotton machines, looms, stills
 - How much was made the past year
 - Shops such as hats, saddlers, black smith
 - Cattle, horses, sheep
- Doesn't help with family relationships

Manufacturing Schedules

- 1820 Questions 4, 5, and 6 are about number of persons employed, men, women, boys and girls. Do these people live with the employer?
- John Butter
 - 2 male 10-16 2 male 19-26
 - 1 male >45
 - 2 female 16-26 1 female >45
- Employs 2 boys and/or girls

Manufacturing Schedules

- 1820 Questions 4, 5, and 6 are about number of persons employed, men, women, boys and girls. Do these people live with the employer?
- John Hinman
 - 1 male <10 1 male 10-16
 - 1 male 19-26 1 male 26-45
 - 1 female <10 1 female 10-16
 - 1 female 26-45
- Employs 1 man and 1 woman, 8 months

Manufacturing Schedules

- 1820 Questions 4, 5, and 6 are about number of persons employed, men, women, boys and girls. Do these people live with the employer?
- Joshua Huntington
 - 1 male 19-26 1 male >45
 - 1 female <10 1 female 10-16
 - 3 females 16-26 1 female >45
- Employs 2 men

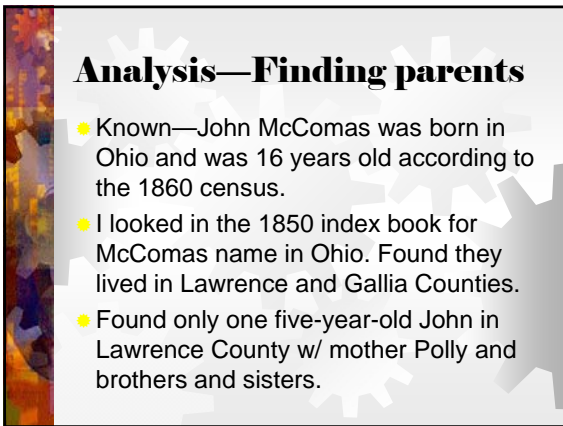
Analysis—Same family?

- Thomas Chaney family in 1850
 - Thomas age 56
 - Lacey age 48
 - Mark age 21
 - Laura age 18
 - Meagan age 14
 - David age 9



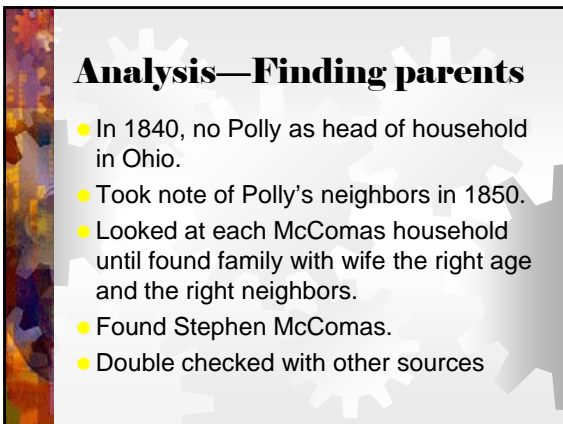
Worksheet

- Scanned image



Analysis—Finding parents

- Known—John McComas was born in Ohio and was 16 years old according to the 1860 census.
- I looked in the 1850 index book for McComas name in Ohio. Found they lived in Lawrence and Gallia Counties.
- Found only one five-year-old John in Lawrence County w/ mother Polly and brothers and sisters.



Analysis—Finding parents

- In 1840, no Polly as head of household in Ohio.
- Took note of Polly's neighbors in 1850.
- Looked at each McComas household until found family with wife the right age and the right neighbors.
- Found Stephen McComas.
- Double checked with other sources

Limit Birth Years

- 1840 20-29 **1809-1819**
- 1830 10-14 **1814-1819**
- 1820 0- 9 **1809-1819**
- 1810 0- 9 **1801-1811**

• Which years overlap?

• 1801 1802 1803 1804 1805 1806 1807
1808 **1809 1810 1811** 1812 1813 1814
1815 1816 1817 1818 1819

Resources

- *Your Guide to the Federal Census*, Kathleen W. Hinckley
- *The 1790-1890 Federal Population Censuses*, NARA
- *The Census Book*, William Dollarhide
- *The American Census Handbook*, Thomas Jay Kemp
